

PAMPER TOP
 MEMORY FOAM



Plush Comfort Support

Carefully selected layers of plush foam and fibres designed to provide you with exceptional comfort.




Bamboo Fabric

Natural anti-bacterial properties act as a barrier against bacteria and dust mites ensuring a hygienic sleep surface. Cool and breathable keeps you cool in the summer and snug in the winter.



Memory Foam

Memory Foam conforms to your body shape which reduces pressure on bones and joints for individualized, plush comfort.



Luxurious Comfort Layers

Carefully selected layers of resilient, high density foam and fibres designed to provide you with exceptional comfort.

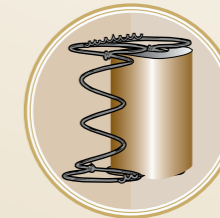


ComfiCoil Edge Spring System

Spring System designed to increase edge-to-edge support, stability and strength which reduces partner disturbance. 418 ComfiCoil Edge Springs in a queen size.

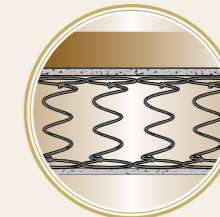
Edge Support

Reinforces the mattress edge and increases your sleeping area by preventing the edges from sagging.



Insulator Pad

Superior insulator pad eliminates spring feel and comfort layers from shifting for lasting, consistent comfort.



Vents

Allow the comfort layers to breathe ensuring a hygienic sleep surface.

